

Instructions for opening a Link from Outlook in Chrome or Firefox

1. Open Outlook and go to the email that has a link in it.



Your signature is requested

Please review and eSign

Click here to view **Office Furniture and Computer Equipment Move Form**:

<https://seam.ly/zTV9XrA9>

2. Place your cursor with the mouse on the link and right click the mouse.



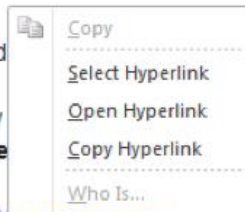
Your signature is requested

Please review and

Click here to view

Equipment Move

<https://seam.ly/zTV9XrA9>



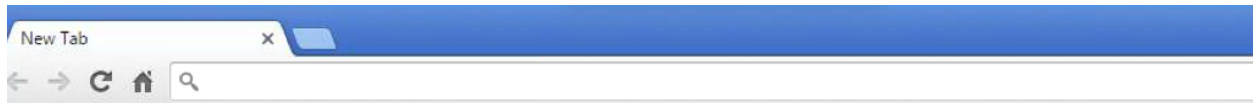
Computer

3. Choose

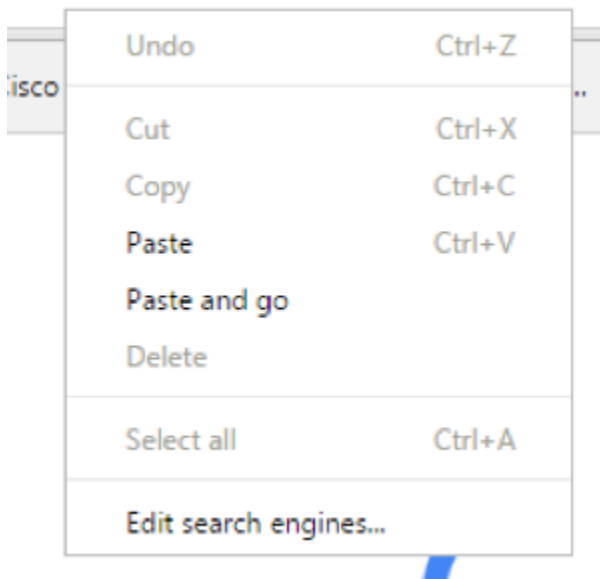


4. Open up Chrome

5. With mouse right click in the address bar at the top.



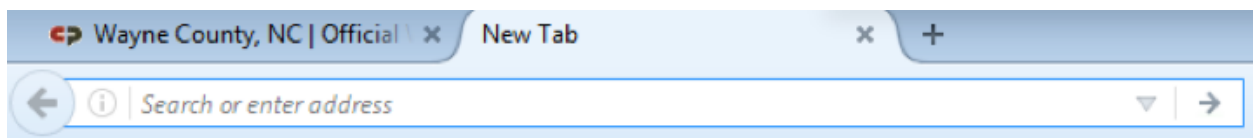
6. In the menu choose Paste and go.



The link should open up now.



7. If you use Firefox you will see the address bar.



8. Right click and choose paste and go.

